



# Warehouse Facilities



## DTI SmartFloor Maintenance SOP



- 1) Attach **blue pad** on driver and lock with Velcro pad holder lock
  - Scrubber discs will face the ground
  - **Blue pad** should be used for daily scrubbing



- 2) Install driver with **blue pad** on scrubber



- 3) Fill scrubber with water and add "DTI Rejuvenating Cleaner" while wearing protective goggles and gloves.
  - Ensure tank is fully drained prior to start




Scrubber Model	Cleaner
Ride-on	4 pumps
Walk-behind	1 pump



# Warehouse Facilities



## DTI SmartFloor Maintenance SOP


		
<p>4) Scrubber settings:</p> <ul style="list-style-type: none"><li>- Drive Speed: MEDIUM</li><li>- Pressure: MEDIUM</li><li>- Water: LEVEL 2</li><li>- <b><u>Do not run in "ECO" mode</u></b></li></ul>	<p>5) The entire warehouse should be scrubbed with the <b>blue pad</b> daily.</p> <ul style="list-style-type: none"><li>- Results will be achieved over time with twice daily scrubbing (AM &amp; PM)</li><li>- Result timeline will vary based on initial condition of concrete</li></ul>	<p>6) Expected results with daily scrubbing:</p> <ul style="list-style-type: none"><li>- Stains will diminish over time</li><li>- Improved gloss retention</li><li>- Increased stain resistance</li></ul>



# Warehouse Facilities



## DTI SmartFloor Maintenance SOP



7) Remove the driver and **blue pad** after each shift:

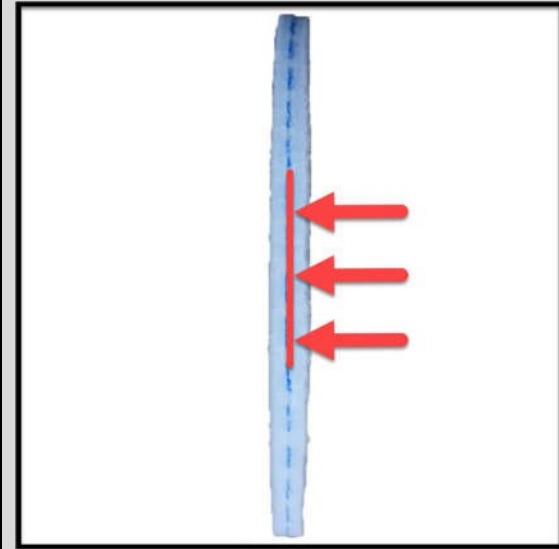
- Remove the driver from the scrubber
- Remove the pad from the driver



8) Pad cleaning

- Remove any foreign debris from pad
- Thoroughly rinse with water
- Hang up to dry

\*\*\*Thorough cleaning will extend pad life\*\*\*



9) Pad Replacement





- Replace when the colored line (blue or orange) is no longer visible
- A set of blue pads should last 1 week



# Warehouse Facilities



## DTI SmartFloor Maintenance SOP

		 <p><b>DTI Supplies Re-Order Form:</b></p>  <p><a href="http://dtindustrialflooring.com/re-order-smartfloor/">dtindustrialflooring.com/re-order-smartfloor/</a></p>
<p>10) Fully drain all waste water after each cleaning</p>	<p>11) Notes</p> <ul style="list-style-type: none"><li>- Do not scrub over polymer flooring</li><li>- Do not run scrubber in "Eco" mode</li><li>- The <b>orange pad</b> should only be used for heavy stains. They are available only for the walk-behind scrubber when individual stains need attention.</li></ul>	<p><b>DTI Account Representative:</b> David Philip <a href="mailto:david@dti-cs.com">david@dti-cs.com</a> Cell: (209) 407-7523 Office: (209) 879-9814</p>